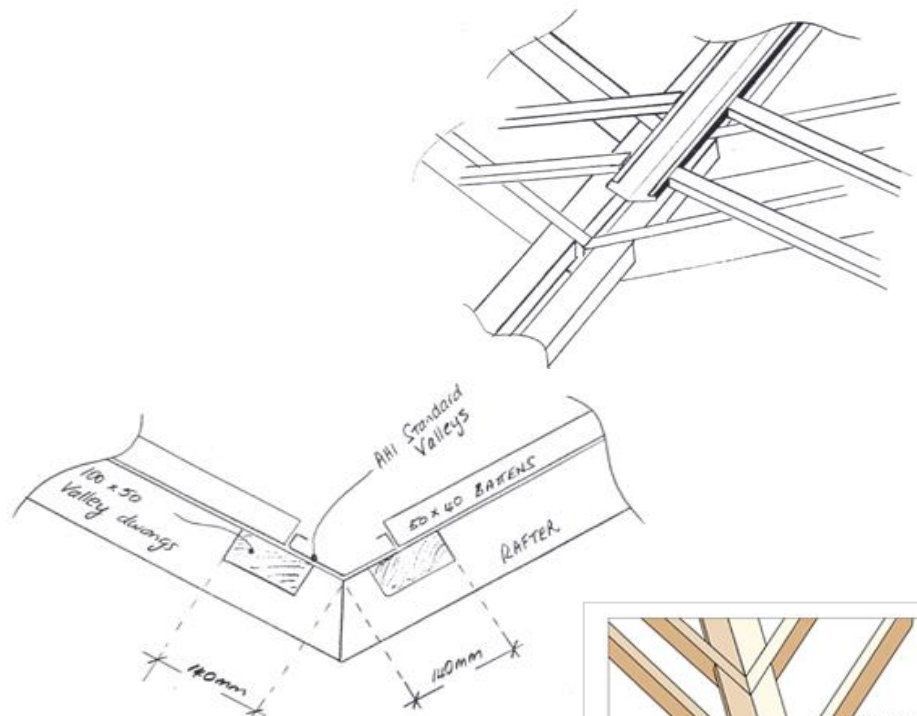
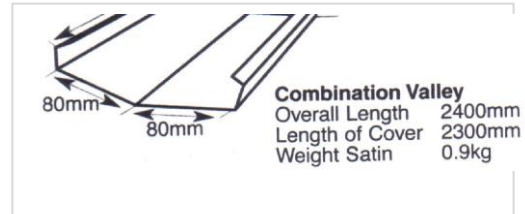


Technical Note

We are pleased to be installing your roof. Please note the following points to assist us all to be more cost effective.

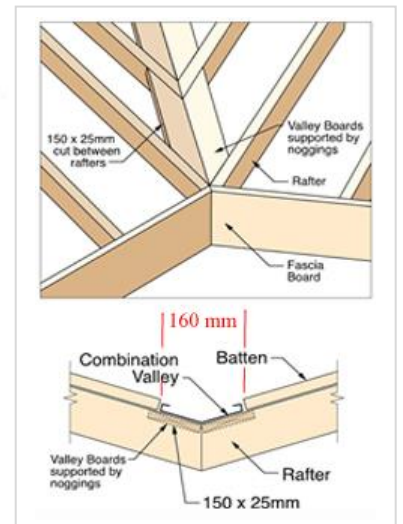
We ask that these be attended to before our Installers arrive on site.

Valley Boards 90 x 45 mm – position as shown in the diagram below



or
 Nogged into rafters, top flush with rafter.

150 x 25 mm – position so that the valley boards touch at the centre.



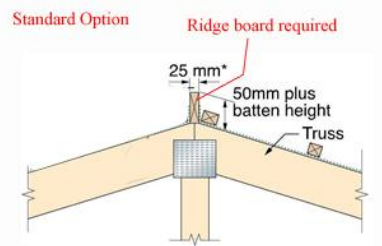
Technical Note



Ridges & Hips Standard Option – Normally 100 x 25 R/S required. (Colortile Satin/textured Only)

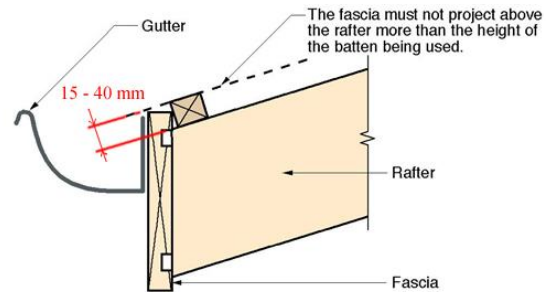
Barrel or Angle Trim Option – No ridge/hip board required.

(Including Colortile, Corona, Rockport and Milano)



Fascia Boards Normally fixed 40 mm square above rafter. min 15 square above rafter top.

50 mm if rafter over 900 mm centres and min 25 over rafter



Roof Edge Protection Roof Edge Protection may be required, as per OSH regulations. Please discuss with the Contracting Manager as to requirements for your site if needed.

Stairwells/Atrium Areas need to be covered or a 'fall arrest system' needs to be erected as per OSH regulations

PLEASE ENSURE YOUR BUILDER RECEIVES THIS CHECK LIST.

For further information please do not hesitate in contacting us.

Name (Ph.) Name (Ph.)

CONTRACTING MANAGERS