

# **sun**clear

clear pvc sheeting



# Sunclear

## Look at the benefits

Clearly the benefits of using Sunclear PVC sheeting are obvious when looking for an inexpensive way to protect your outdoor living areas against wind and rain, so they can be enjoyed all year round.

Outdoor living is part of the New Zealand lifestyle, and by adding an outdoor living area to your home you can enhance your family lifestyle and add value to your property.

## Inbuilt UV protection

Today UV rays are stronger than ever due to the degree of ozone layer depletion. Sunclear PVC sheeting blocks 99.9% of harmful UV rays so you can enjoy life under the harsh New Zealand sun without the risk of sunburn.

## Corrugated profile

Sunclear PVC sheeting comes in a standard corrugated with an effective cover of either 610mm or 760mm Sunclear can be used as either roofing or cladding material in areas where you still require the light of day, such as pergolas, windbreaks and carports.

## Peace of mind warranty

Sunclear PVC sheeting is warranted by Ampelite for a period of 7 years under normal usage. Protection against excessive yellowing of the sheet and the penetration water due to cracking or splitting of the sheet is detailed in the Warranty.



## Planning

There are so many exciting ways to use Sunclear and the cost is inexpensive, so it is good value too. Sunclear sheeting is lightweight and easy to handle or store, even projects such as an outdoor living area or carport can be a satisfactory do-it-yourself job.

Before you order materials and commence building, please check the spanning table for the maximum distance between battens and purlins. The sheets length and sheet coverage table will help you calculate how many sheets you require.

## Correct installation is important

Carefully follow all Ampelite fixing instructions in this brochure. Allowance needs to be made when drilling screw holes so that the sheet can move freely as it expands and contracts. Screw holes must have a minimum diameter of 10mm.

All screws must be fitted with 26mm Ampelite grey domed weather-proof seals. Avoid over tightening as this may cause the sheet to crack or split. Sunclear is fixed and flashed on similar principles as steel roofing. Minimum fall is 5 degrees. Start by fixing the first sheet at the end farthest from the usual wind direction. If end laps are necessary, start at the bottom corner.

Where the sheet is lapping into existing steel roofing, paint the metal white at the overlap area, flashing should also be painted white. The tops of the timber frame work that 'Sunclear' is to be fastened to also be painted white.

## Storage

Store Sunclear on a flat surface, in a dry area avoiding contact with chemicals, paints and solvents. Do not leave sheets in direct sunlight while in a stack. The stack will magnify the sun's heat and cause sheet distortion.

## Sunclear accessories

### Profiled End Closure Strips


These foam strips are used at the end of the sheets to prevent the entry of birds, insects and leaves, as well as wind driven rain.



### Screws for fixing Sunclear

**For roofing applications:** The standard corrugated profile uses a 10g x 50mm multidrive (Hex/Phillips /slotted) self drilling screw with a 26mm weatherproof seal.

**For cladding application:** The standard corrugation profile uses a 10g x 25mm self drilling hex screw and 26mm weatherproof seal fixed through the crest of the profile.

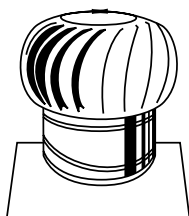


# clear pvc sheeting

## Ventilation

Good ventilation helps prevent heat build-up and assist in air circulation. If heat can be trapped inside the covered area, it is good policy to provide ventilation outlets, or use a specially designed ventilator:

Our light, but strong, wind driven turbo vents are ideal.



## Handy tips

You could try some practise holes using an off cut or part of a sheet which would be covered by ridging, flashings etc. It is recommended to cut and drill Sunclear on warmer days. Attempting to cut or drill PVC sheeting on cold days may cause the sheet to crack and split. You may find it easier to drill the hole for the screw first and then enlarge this to 10mm for the washer. A piece of wood with a hole drilled in it can serve as a useful drill guide.

## Important

Do not store stacks of sheets in direct sunlight because sheets at top of the stack will act like a magnifying glass and could cause damage or distortion to the sheets at the bottom of the stack. Like all plastic roofing products Sunclear is subject to the effects of weathering and the very high levels of ultra violet light which are present in New Zealand. This means that over the years there will be some loss of light transmission and impact resistance. Please consult our Sunclear brochure for the warranty.

## Warranty

Ampelite (NZ) Limited Warrant 'Sunclear' Clear PVC Sheeting for a period of 7 years from date of purchase, against the following:

### Light transmission loss

The loss of light transmission from that of the Sheet when new, shall not exceed 30%.

### Water penetration

The penetration of water due to cracking or splitting under normal use.

### Warranty conditions

- The Product must be installed strictly in accordance with the Suppliers installation recommendations and specifications, including fabrication of the supporting structure.
- The user must clean panels of accumulated dust and dirt on weather exposed surfaces no less than twice a year or more frequently where extreme conditions of dirt and dust prevail.
- The Sheet shall not be directly exposed to a range of chemicals known to cause deterioration of PVC materials (Poly Vinyl Chloride).
- Sheet failure due to hail, vandalism, fire or natural disasters, improper storage or installation is not covered.

Costs associated with the removal and refixing of sheets, or any loss, or any consequential damage are not covered by this warranty.

All translucent or transparent roofing materials, including Clear PVC, are subject to some deterioration through UV degradation and weathering. Regular cleaning with a mild detergent and soft brush is recommended. Never use harsh chemicals or abrasives.

### Spanning Capacity (between purlins)

Profile	Max Span
Corrugated	750mm

### Sheet Coverage - 610mm

Profile	1 Sheet	2 Sheets	3 Sheets	4 Sheets	5 Sheets
Corrugated	660mm	1270mm	1880mm	2490mm	3100mm

### Sheet Coverage - 760mm

Profile	1 Sheet	2 Sheets	3 Sheets	4 Sheets	5 Sheets
Corrugated	810mm	1570mm	2330mm	3090mm	3850mm

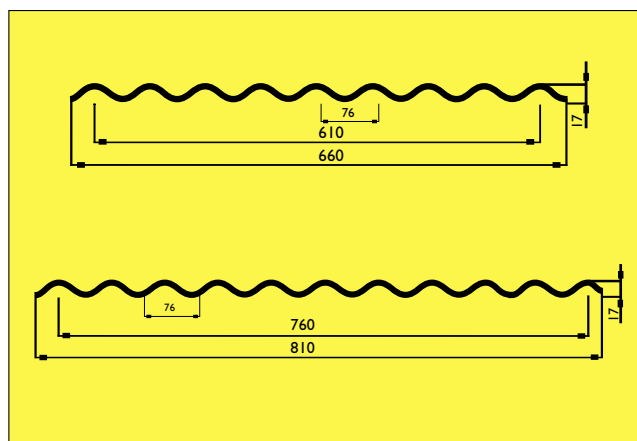
### Sheet lengths. Profile: Corrugated

1.8m	2.4m	3.0m	3.6m
------	------	------	------

Corrugated sheets should have 1 overlap and the overlap should face away from prevailing wind.

### Light and Heat Transmission

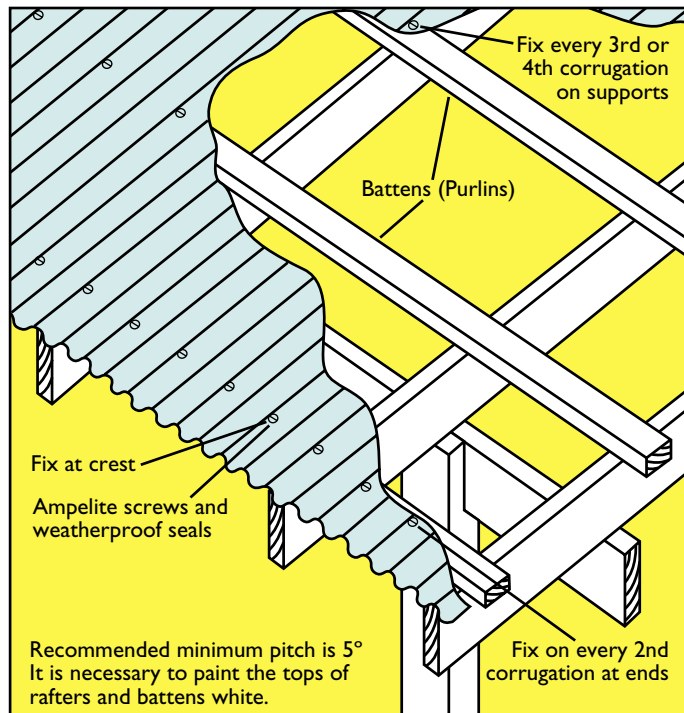
Colour	Light Transmission	Heat Transmission
Clear	90%	82%



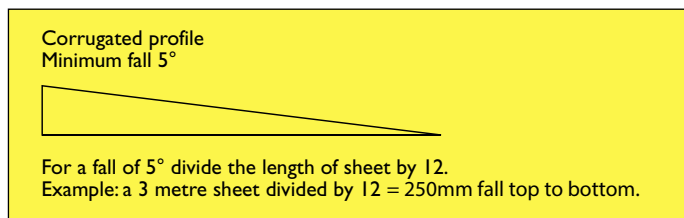
## How to install Sunclear

'Sunclear' is intended for **domestic use only**. It is fixed and flashed on similar principles to steel roofing. The fixing procedures in this brochure are based on **normal** weather conditions, for extreme climatic conditions seek advice from your nearest Ampelite branch.

**Note: Minimum recommended fall for standard corrugated is 5 degrees**, this is approximately 83mm per metre of sheet length. As an example: a 3.6 metre sheet requires a minimum fall of 300mm.



## A simple method to calculate the fall of your roof



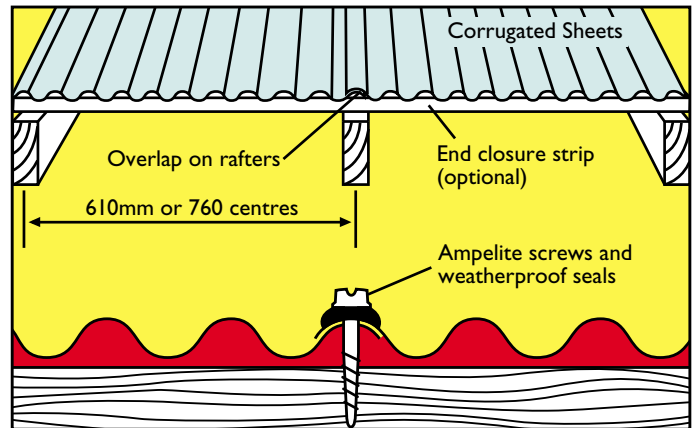
Before fixing sheets apply white paint along the battens or purlins to minimise heat build up under the sheet. Where the sheet is lapping into existing steel roofing, paint the metal white at the overlap area, flashing should also be painted white. Heat build up will cause damage to the sheet and cause it to discolour and deform. Start by fixing the first sheet at the end farthest from the usual wind direction. The side laps then face away from the wind. If end laps are necessary. Start laying at a bottom corner.

**SIDE LAPS.** The standard corrugated profile is side lapped by one corrugation, but depending on the degree of exposure and weatherproofing required, this can be increased to 2 ribs. Mini corrugate is lapped two corrugations.

**SCREWS, WEATHERPROOF SEALS AND SEALANT.** Roofing sheets are crest fixed, but walls can be valley fixed. It is important to only use only 26mm Ampelite grey domed seals, that are chemically compatible with PVC.

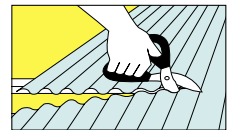
If sealing is required at the side and end laps, or screw seals, use a **co-polymer sealant specifically formulated to be compatible with PVC**. Incompatible sealants weaken the sheeting and their use voids warranty.

**DRILLING SCREW HOLES.** To allow for the expansion and contraction of sheets, holes must be drilled oversize. Screw holes must have a minimum diameter of 10mm for sheet lengths up to 3.6m. To fix standard corrugated use 50mm x 10g screws and for the mini corrugated profile use 45mm x 10g screws.



**CUTTING OF SUNCLEAR SHEET.** Sunclear is best cut with sharp snips; small cuts can be made with sharp scissors. It is recommended to cut and drill Sunclear on warmer days. Attempting to cut or drill PVC sheeting on cold days may cause the sheet to crack and split.

If a power saw is used, it should be fitted with a fine tooth blade designed to cut plastics. Do not use high speed cut-off wheels or similar as they cause melting.



### SPANS, OVERHANG AND END LAPS.

Please refer to the Span Tables on the inside pages and do not exceed the measurements shown. Overhang at the eave must not exceed 100mm and be less in high wind areas. Total end lap at battens or purlins should not exceed 200mm as shown above.

**CLEANING.** Use only a soft brush and soapy water; No abrasives. We recommend cleaning twice a year and when bird soil and dirt is apparent.

**CONDENSATION.** Under single skin roofs and especially in cold weather, some condensation is generally unavoidable. Good ventilation will always help minimise condensation.

**STORAGE.** Sheets should be stored in cool, sheltered surroundings. Do not place heavy materials on the sheet. Always support the sheet when moving. Sheeting exposed to the sun and rain or stored under tarps etc, can be damaged either by distortion or condensation between sheets. Damage caused by incorrect storage or handling is not covered by the warranty.

## Important

Do not store stacks of sheets in direct sunlight because sheets at top of the stack will act like a magnifying glass and could cause damage or distortion to the sheets at the bottom of the stack. Like all plastic roofing products Sunclear is subject to the effects of weathering and the very high levels of ultra violet light which are present in New Zealand. This means that over the years there will be some loss of light transmission and impact resistance. Please consult our Sunclear brochure for the warranty.



Available from:

**Auckland** 79 Captain Springs Road, Onehunga. P.O. Box 13-090 Onehunga.

Tel. 09 634 5366 Fax 09 622 2060

**Palmerston North** 16 Noel Rodgers Place. Tel. 06 356 5936 Fax 06 356 5937

**Christchurch** 29 Halwyn Drive, Hornby. Tel. 03 349 4674 Fax 03 349 2873

**Freephone 0800 267 354** [www.ampelite.co.nz](http://www.ampelite.co.nz)