

EXCEL  
*life*

S M A R T

STYLE  
MEETS  
SMART  
HOME



CATALOGUE  
PAGES  
INSIDE

THE GLOBAL SPECIALIST  
IN ELECTRICAL AND DIGITAL BUILDING INFRASTRUCTURES

 **legrand**<sup>®</sup>





# MAKE IT SMART

## SIMPLIFY DAILY LIFE



Introducing **Excel Life Smart** - a collection of smart wiring devices second to none. Combining local design and engineering with world-class smart home technology by Netatmo, this collection of switches and powerpoints blends seamlessly with existing Excel Life installations with the added convenience of full home control using a wall switch, smart phone or voice via a digital assistant.

Enjoy convenience, security and greater energy efficiency without the need to replace existing lighting or appliances.

**Smarter than your average switch!**

### ENERGY MANAGEMENT



### EASY TO INSTALL




EXCEL LIFE DESIGN  
BASED ON 240V a.c. WIRING

INTEGRATED SMART  
TECHNOLOGY

### FUTURE-PROOF TECHNOLOGY

COMPATIBLE  
WITH ALL DIGITAL  
ASSISTANTS



### DATA SAFETY




LEGRAND OWNED CLOUD



HIGH-LEVEL  
ENCRYPTION

"RELOCATE ME  
ANYWHERE"



2 GANG SWITCH  
EWN770/2WE



SINGLE GPO  
EWN787MB



WIRELESS SWITCH  
EWNWS1MW



MUST BE ORDERED FOR ANY CONNECTED INSTALLATION

**STEP 1: Gateway or Starter kit**



412181 EWNSKITWE

Used to control your home remotely (lighting and electrical appliances) using a smartphone via the Home + Control App and/or voice control (via a voice assistant). Must be ordered for any connected installation. The individual connected products can be added to the gateway or starter kit. 2.4GHz Wi-Fi connection required.

Pack	Cat No.	Gateway
1	412181	<p>Used to create a connected installation. - 1 Gateway 240V a.c. Wi-Fi 2.4GHz 802.11 b/g/n Zigbee 2.4GHz to 2.4835GHz. DIN rail mounting. 2 modules DIN.</p>
1	EWNSKITWE	<p><b>Starter kit</b></p> <p>Used to create a connected installation Includes: - 1 Gateway 240V a.c. Wi-Fi 2.4GHz 802.11 b/g/n Zigbee 2.4GHz to 2.4835GHz. Supplied with support frame, grid &amp; plate. - 1 Wireless master switch with preset scenarios which can be customised in the Home + Control App. Supplied with CR2032 3V battery for power supply and 4 removable stickers for wall installation. LED function for low battery indication. Supplied with support frame and coverplate. Zigbee 2.4GHz to 2.4835GHz</p>
1	EWNSKITMW	
1	EWNSKITMB	

**STEP 2: Connected products**



EWN770/1WE EWN770/2MB EWN770/3MW

Used to complete your connected installation, requires prior installation of a gateway or starter kit.

Pack	Cat No.	Smart switch
1	EWN770/1WE	<p>240V a.c. 3 wire Max. load 100W Compatible with most traditional and LED lighting loads Zigbee 2.4GHz to 2.4835GHz Horizontal or Vertical orientation</p>
1	EWN770/1MW	
1	EWN770/1MB	
1	EWN770/2WE	<p>○ White - 1 gang ○ Matt White - 1 gang ● Matt Black - 1 gang</p>
1	EWN770/2MW	
1	EWN770/2MB	
1	EWN770/3WE	<p>○ White - 2 gang ○ Matt White - 2 gang ● Matt Black - 2 gang</p>
1	EWN770/3MW	
1	EWN770/3MB	
1	EWN770/3WE	<p>○ White - 3 gang ○ Matt White - 3 gang ● Matt Black - 3 gang</p>
1	EWN770/3MW	
1	EWN770/3MB	
1	EWNWSW1WE	<p><b>Wireless switch</b></p> <p>Supplied complete with CR2032 3V battery and 4 stickers to mount on walls. Zigbee 2.4GHz to 2.4835GHz.</p>
1	EWNWSW1MW	
1	EWNWSW1MB	

Red catalogue number: new product

**STEP 2: Connected products**



EWNDIM1MW EWNDIM2MB EWN787MW EWNM770WE EWNMDIMMW EWN770/3GPLMB

Pack	Cat No.	Smart dimmer
1	EWNDIM1WE	<p>240V a.c. 3 wire Max. load 150W Compatible with most traditional and LED lighting loads. Zigbee 2.4GHz to 2.4835GHz Dimmer mode and LED locator can be activated in the Home + Control app.</p>
1	EWNDIM1MW	
1	EWNDIM1MB	
1	EWNDIM2WE	<p>○ White - 1 gang ○ Matt White - 1 gang ● Matt Black - 1 gang</p>
1	EWNDIM2MW	
1	EWNDIM2MB	
1	EWNDIM3WE	<p>○ White - 2 gang ○ Matt White - 2 gang ● Matt Black - 2 gang</p>
1	EWNDIM3MW	
1	EWNDIM3MB	
1	EWNDIM3WE	<p>○ White - 3 gang ○ Matt White - 3 gang ● Matt Black - 3 gang</p>
1	EWNDIM3MW	
1	EWNDIM3MB	
1	EWN787WE	<p><b>Smart single powerpoint</b></p> <p>Used to control electrical appliances remotely Can be paired with one or more wireless switch to create a controlled socket 10A 240V a.c. Measures instantaneous power and monitors daily and monthly consumption, plus sends configurable notifications (fault, consumption, etc) Zigbee 2.4GHz to 2.4835GHz</p>
1	EWN787MW	
1	EWN787MB	

Pack	Cat No.	Excel Life with Netatmo mechanisms
1	EWNM770WE	<p><b>Switch mechanisms</b></p> <p>240V a.c. 3 wire Max. load 100W Compatible with most traditional and LED lighting loads.</p>
1	EWNM770MW	
1	EWNM770MB	
1	EWNMDIMWE	<p>○ White ○ Matt White ● Matt Black</p> <p><b>Dimmer mechanisms</b></p> <p>240V a.c. 3 wire Max. load 150W Compatible with most traditional and LED lighting loads. Zigbee 2.4GHz to 2.4835GHz Dimmer mode and LED locator can be activated in the Home + Control app.</p>
1	EWNMDIMMW	
1	EWNMDIMMB	
1	EWN770/1GPLWE	<p><b>Grid &amp; plates</b></p> <p>To be equipped with Excel Life with Netatmo mechanisms</p>
1	EWN770/1GPLMW	
1	EWN770/1GPLMB	
1	EWN770/2GPLWE	<p>○ White - 1 gang ○ Matt White - 1 gang ● Matt Black - 1 gang</p>
1	EWN770/2GPLMW	
1	EWN770/2GPLMB	
1	EWN770/3GPLWE	<p>○ White - 2 gang ○ Matt White - 2 gang ● Matt Black - 2 gang</p>
1	EWN770/3GPLMW	
1	EWN770/3GPLMB	

Red catalogue number: new product

STEP 2: Connected products



067694



574243



574252



412015

Used to complete your connected installation, requires prior installation of a Starter kit cat no. EWNSKIT series or DIN-rail gateway cat no. 412181

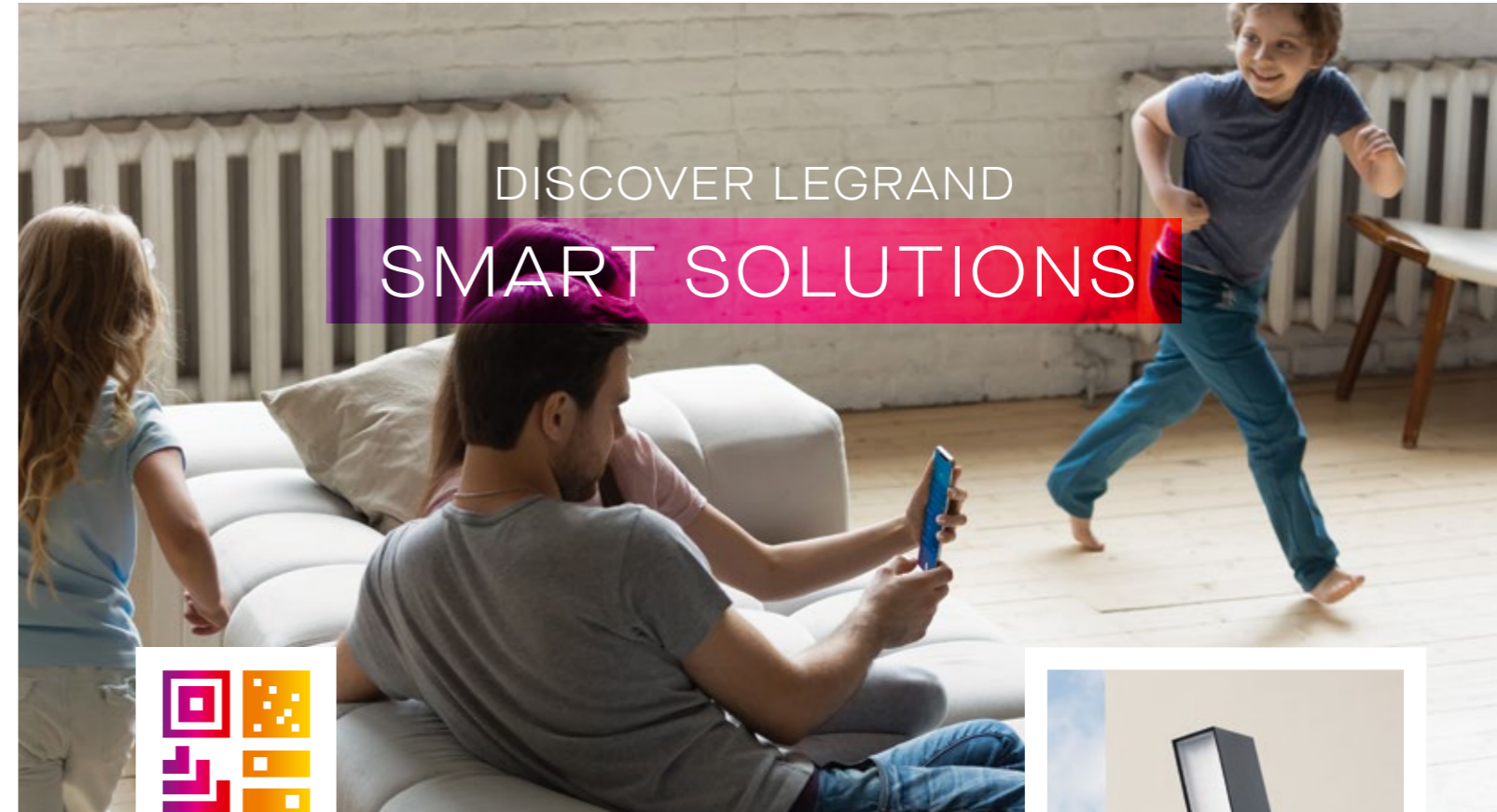
Used to complete your connected installation, requires prior installation of a gateway or starter kit.

Pack	Cat No.	Wireless switch module ON/OFF
1	067694	<p>Allows to transform a mechanical 2-way switch into a wireless on/off switch.</p> <p>Small size for easy integration into the wall box</p> <p>To be paired with one connected switch, micro-module, socket outlet</p> <p>Supplied with CR2032 3V long-life battery for powersupply</p>
1	574243	<p><b>Smart micromodule</b></p> <p>Used to provide connected lighting 300W, with neutral</p> <p>Can be controlled by home + control app, smart auxiliary switch, momentary switches or wireless switches</p> <p>To be installed close to the lighting load</p> <p>Zigbee 2.4GHz to 2.4835GHz</p>

Pack	Cat No.	Motion sensor
1	574252	<p>Allows to control up to 20 wired switches, micromodules and socket outlets</p> <p>Easy pairing by tapping the wired products</p> <p>Supplied with 2 x AA battery</p> <p>For indoor and outdoor use</p> <p>Recommended distance between 2 sensors: 6 m</p> <p>Recommended installation height: 2.5 m</p> <p>Time delay adjustable from 1 to 30 min</p> <p>Range: 8 m</p> <p>Detection angle: 140°</p> <p>Sensor range adjustable from 2 m to 8 m</p> <p>Light level threshold adjustable from 1 to 1000 lux</p>
1	412015	<p><b>Energy module for rail mounting</b></p> <p>Measures the instantaneous and cumulative global electrical consumption of a single phase installation (63A maxi)</p> <p>Sends a notification in case of reaching a configurable limit in the Home + Control App.</p> <p>Delivered with 1 coil</p> <p>1 module</p>

Pack	Cat No.	Connected curtain/roller blind micromodule
1	067697	<p>For local and remote control of a 230 V~ roller blind (raise/lower/stop functions and level management)</p> <p>Compatible with roller blinds with mechanical or electronic stop, not compatible with radio-controlled roller blinds.</p> <p>Can be paired with one or more roller blind wireless switches. To be installed in the ceiling box or roller blind box to connect a new or existing roller blind.</p>

Red catalogue number: new product



DISCOVER LEGRAND  
SMART SOLUTIONS



**INTRODUCING ELIOT:** Legrand's connected devices programme that helps bring smart, energy-efficient buildings to life. With Eliot, Legrand is constantly innovating to make the connected home simpler to access and use with an ever-increasing choice of solutions.



NETATMO CAMERAS AND WEATHER STATIONS



DOOR ENTRY SYSTEMS



ARTEOR WITH NETATMO SWITCHES & SOCKETS



SMART DOWNLIGHTS



GALAXY - CONNECTED EMERGENCY LIGHTING SYSTEM

EXCEL LIFE SMART SWITCHES & SOCKETS

Disclaimer: The information provided in this document is intended for informational purposes only has been prepared and reviewed with all reasonable care, believed to be correct at the time of printing. Legrand Australia and New Zealand may also make improvements and/or changes in the products, pricing and/or programs described in this information at any time without notice.



**Legrand Australia**  
Building 4, Nexus Industry Park  
43-47 Lyn Pde Prestons NSW 2170  
1300 369 777  
[www.legrand.com.au](http://www.legrand.com.au)

**Legrand New Zealand**  
106-124 Target Road Glenfield  
Auckland 0627 New Zealand  
0800 476 009  
[www.legrand.co.nz](http://www.legrand.co.nz)