

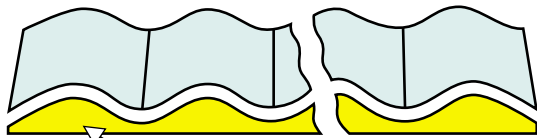
### cutting and drilling:

Cut with a fine tooth saw, keeping sheet well supported. If care is taken shears may be used as an alternative method of cutting. Holes must be drilled at the crest of the corrugation for roofs and in the valley of the corrugation for walls. They must be 10mm in diameter to allow for thermal expansion. Use a hand drill or an electric drill at a very slow speed. Gently ease the drill through without applying pressure.

## Ampelite accessories

### profiled end closure strips

These foam strips are used at the ends of sheets to prevent the entry of birds, leaves, as well as wind driven rain.



Foam Strip 914mm long

### screws for fixing Suncall

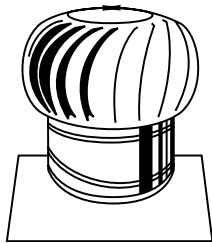
Roof: 10g x 45mm self drilling phillips/slotted screws and 17mm weatherproof seals in packs of 24 x 24.

Cladding: 10g x 25mm self drilling hex screw and 17mm weatherproof seals in packs of 24 x 24.



## ventilation

Good ventilation helps prevent heat build-up and assist in air circulation. If heat can be trapped inside the covered area, it is good policy to provide ventilation outlets, or use a specially designed ventilator. Our light, but strong, wind driven turbo vents are ideal.



## information

### handy tips:

You could try some practise holes using an offcut or part of a sheet which would be covered by ridgings, flashings etc. You may find it easier to drill the hole for the screw first and then enlarge this to 10mm for the washer.

A piece of wood with a hole drilled in it can serve as a useful drill guide.

### please note

Do not store stacks of sheets in direct sunlight because sheets at the top of the stack will act like a magnifying glass and could cause damage or distortion to sheets at the bottom of the stack.

Like all plastic roofing products Suncall is subject to the effects of weathering and the very high levels of ultra violet light which are present in New Zealand. This means that over the years there will be some loss of light transmission and impact resistance, therefore Suncall is **not covered** by a warranty.



low cost uv stabilised  
translucent corrugated  
pvc sheeting



Ampelite (N.Z.) Limited  
Freephone 0800 AMPELITE  
0800 267 354

Your 'Suncall' stockist:



## look at the benefits

Suncall is a low cost translucent corrugated sheet which is ideal for use around the home. Suncall corrugated sheets allow light to be gently and evenly diffused and reduce the glare from direct sunlight. They provide protection from the extremes of weather while making available ample natural light. When used around patios and pools they can serve as both a privacy screen and windbreak but do not exclude the warmth of the sun.

Suncall corrugated sheets are lightweight, flexible and easy to handle.

## planning

Purlin spacing should be 750mm but can be greater depending upon the length of sheet and the area involved. In most cases a one corrugation overlap is adequate. End laps should be about 200mm and the overhang at the edge of the roof should not exceed 100mm. The recommended method of fixing is to use a Suncall weatherseal and screw.

Before you order materials and commence building, the table below will give you the maximum span between the battens or purlins. The sheet length and sheet coverage table will help you calculate how many sheets you require.

### spanning capacity (between purlins)

corrugated 750mm maximum span

### sheet coverage table

1 sheet	2 sheets	3 sheets	4 sheets	5 sheets
610mm	1220mm	1830mm	2440mm	3050mm

### sheet lengths

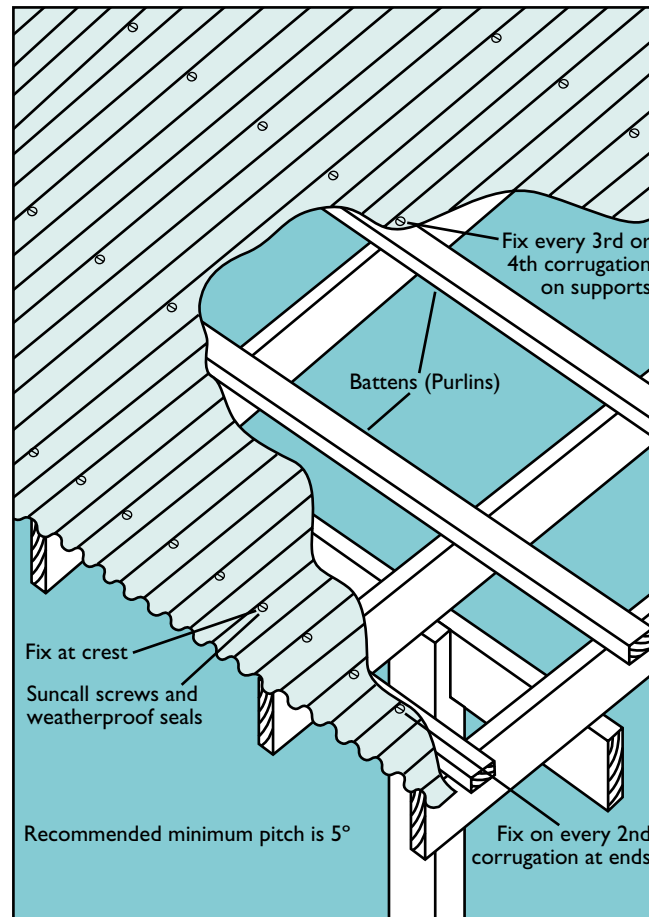
1.8m	2.1m	2.4m	2.7m	3.0m	3.6m
------	------	------	------	------	------

sheet thickness 0.8mm

## installation

### how to install:

Start at the bottom at the end of the structure furthest away from the direction of the prevailing wind. Where sheets are to overlap do not drill holes until the overlapping sheet is in place. Take care not to over tighten screws.



Do not walk on the sheets but instead place boards along the line of the purlins so that when you walk on these your weight is spread.

### screws and weatherlock seals:

Roofing sheets must be crest fixed. Walls can be valley fixed. It is important to use the special Suncall weather proof dome seal (grey coloured) accompanied with a Suncall 10g x 45mm self drilling wood screw to provide an excellent weather proof seal. When used as roofing, sheets should be fixed on every second crest on ends and every third crest on purlins.

